

Yemen UNOPS project



Bahrain solar street light project



Malaysia solar street light project



## SunMaster Solar Co., Ltd

### Headquarters:

Add: No. 2819, Haitang East Road, Jinhua Zhejiang China

Mob: +86 139 6796 1680

Whats APP: +86 139 6796 1680

Web: [www.chinasunmaster.com](http://www.chinasunmaster.com)

Mail: [info@chinasunmaster.com](mailto:info@chinasunmaster.com)

### Europe Branch:

Add: Via AngeloMoro 61, San Donato Milanese, Italy

Mob: +39 348 350 4129

Web: [www.solarlightsmanufacturer.com](http://www.solarlightsmanufacturer.com)

Mail: [export@chinasunmaster.com](mailto:export@chinasunmaster.com)

# All In One LED Solar Street Light

DOUBLE GLASS MODEL

More Power, Less Expense


## SMART SOLAR LIGHTING

# All-In-One Models

SunMaster All-In-One SMART solar lighting solution combines four emerging technologies (solar photo-voltaic (PV), LED light, lithium battery and adaptive lighting controls) into one compact, durable and easy to install system.



Quick and easy 10min installation without any wiring



Monocrystalline solar module >20% Efficiency



QEDGE web-based wireless controls, monitoring & management system



Dual Lithium LiFePO4 patented battery management system with 10+ year performance



Advanced LED lighting including PIR Motion Sensor



Modular design with fully integrated components

These features are backed by SunMaster presence and expertise in, solution integration, aftersales service and support to ensure confidence and peace of mind for our customers.

CE | IP65 | IK10

[www.chinasunmaster.com](http://www.chinasunmaster.com)





## Technical Specification

30W

### SYSTEM DATA

|               |  |
|---------------|--|
| Colors        | Aluminum/silver (natural finish), black, bronze. Custom RAL colors available upon request. |
| Material      | Grade A corrosion resistant aluminum for panel mounts and battery enclosure.               |
| Security      | Batteries integrated under the solar panel reduce theft.                                   |
| Backup        | 3-5 days   |
| Pole          | 3-4m base on requirement   |
| Lighting Time | 10-14 hours/Night  |

### LED LIGHT

|                       |  |
|-----------------------|--|
| LED                   | 30W, Philips/Bridgelux LEP chip, life span >100,000hrs |
| Light Distribution    | Type II, Type III, Type IV (optional)                  |
| Color Temperature     | 3000K- 6500K   |
| Efficacy Range        | >180lm/watt (6000K, via LM-79 testing)                 |
| Color Rendering Index | ≥70Ra  |
| Mounting              | Pole installation and Wall Installation                |

### SOLAR MODULE

|                                |                                  |
|--------------------------------|----------------------------------|
| Solar Cell                     | TopCon N-type highest efficiency |
| Rated Max. Power at STC (Pmax) | 50Wp                             |
| Max. Power Voltage (Vmp)       | 19.1V                            |
| Max. Power current (Imp)       | 2.61A                            |
| Open Circuit Voltage (Voc)     | 23.0V                            |
| Short Circuit Current (Isc)    | 2.69A                            |
| Module Efficiency              | >22.8%                           |

### BATTERY

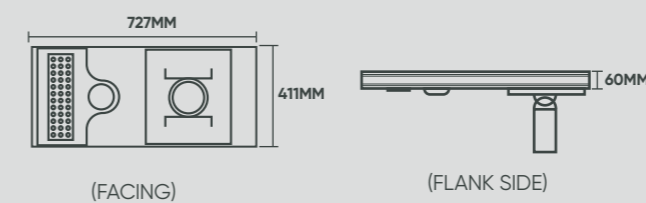
|                     |  |
|---------------------|--|
| Type                | 307Wh, Iron phosphate lithium (LiFePO4)    |
| Life cycle          | >3000 times                                |
| Self-discharge Rate | < 2% Monthly                               |
| Operation Tem.      | Working: -20 to +65°C; Storage: 0 to +45°C |

### SOLAR CONTROLLER

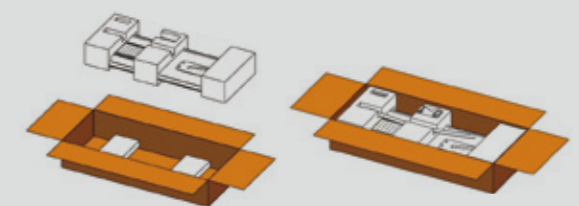
|                           |   |
|---------------------------|---|
| Monitoring                | APP remote monitoring or wireless remoter control (optional)      |
| Charging Type             | MPPT  |
| LED driver                | high-efficiency driver built-in                                   |
| Operating Profile Options | Dusk-to-dawn with dim energy saving mode (motion sensor optional) |
| Day/Night Transition      | Via solar panel   |

\*Specifications updated without notice

## Dimension drawing



## Package diagram



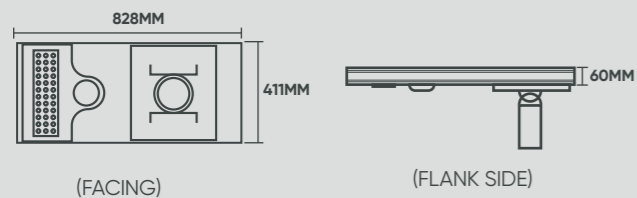
## Technical Specification

60W

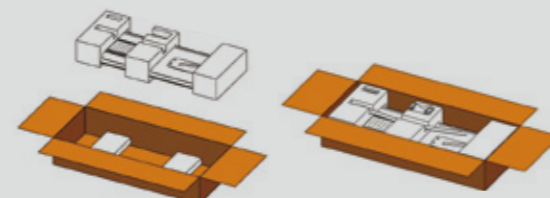
| SYSTEM DATA                    |  |
|--------------------------------|--|
| Colors                         | Aluminum/silver (natural finish), black, bronze. Custom RAL colors available upon request. |
| Material                       | Grade A corrosion resistant aluminum for panel mounts and battery enclosure.               |
| Security                       | Batteries integrated under the solar panel reduce theft.                                   |
| Backup                         | 3-5 days   |
| Pole                           | 3-4m base on requirement   |
| Lighting Time                  | 10-14 hours/Night  |
| LED LIGHT                      |  |
| LED                            | 60W, Philips/Bridgelux LEP chip, life span >100,000hrs                                     |
| Light Distribution             | Type II, Type III, Type IV (optional)  |
| Color Temperature              | 3000K- 6500K   |
| Efficacy Range                 | >180lm/watt (6000K, via LM-79 testing)   |
| Color Rendering Index          | ≥70Ra  |
| Mounting                       | Pole installation and Wall Installation  |
| SOLAR MODULE                   |  |
| Module                         | TopCon N-type highest efficiency   |
| Rated Max. Power at STC (Pmax) | 80Wp   |
| Max. Power Voltage (Vmp)       | 18.6V  |
| Max. Power current (Imp)       | 4.31A  |
| Open Circuit Voltage (Voc)     | 22.5V  |
| Max. Power current (Imp)       | 4.42A  |
| Short Circuit Current (Isc)    | >22.8%   |
| BATTERY                        |  |
| Type                           | 538Wh, Iron phosphate lithium (LiFePO4)  |
| Life cycle                     | >3000 times  |
| Self-discharge Rate            | < 2% Monthly   |
| Operation Tem.                 | Working: -20 to +65°C; Storage: 0 to +45°C   |
| SOLAR CONTROLLER               |  |
| Monitoring                     | APP remote monitoring or wireless remoter control (optional)                               |
| Charging Type                  | MPPT   |
| LED driver                     | high-efficiency driver built-in  |
| Operating Profile Options      | Dusk-to-dawn with dim energy saving mode (motion sensor optional)                          |
| Day/Night Transition           | Via solar panel  |

\*Specifications updated without notice

### Dimension drawing



### Package diagram



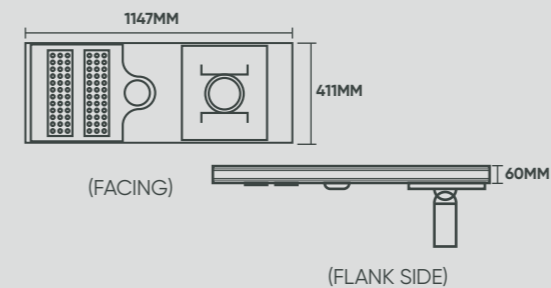
## Technical Specification

80W

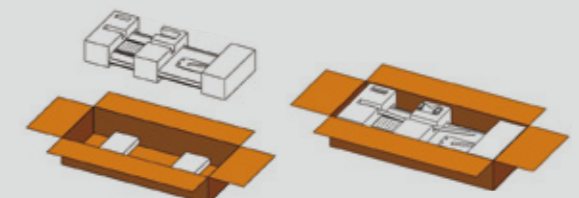
| SYSTEM DATA                    |  |
|--------------------------------|--|
| Colors                         | Aluminum/silver (natural finish), black, bronze. Custom RAL colors available upon request. |
| Material                       | Grade A corrosion resistant aluminum for panel mounts and battery enclosure.               |
| Security                       | Batteries integrated under the solar panel reduce theft.                                   |
| Backup                         | 3-5 days   |
| Pole                           | 3-4m base on requirement   |
| Lighting Time                  | 10-14 hours/Night  |
| LED LIGHT                      |  |
| LED                            | 80W, Philips/Bridgelux LEP chip, life span >100,000hrs                                     |
| Light Distribution             | Type II, Type III, Type IV (optional)  |
| Color Temperature              | 3000K- 6500K   |
| Efficacy Range                 | >180lm/watt (6000K, via LM-79 testing)   |
| Color Rendering Index          | ≥70Ra  |
| Mounting                       | Pole installation and Wall Installation  |
| SOLAR MODULE                   |  |
| Module                         | TopCon N-type highest efficiency   |
| Rated Max. Power at STC (Pmax) | 100Wp  |
| Max. Power Voltage (Vmp)       | 19.0V  |
| Max. Power current (Imp)       | 5.27A  |
| Open Circuit Voltage (Voc)     | 22.9V  |
| Short Circuit Current (Isc)    | 5.42A  |
| Module Efficiency              | >22.8%   |
| BATTERY                        |  |
| Type                           | 691Wh, Iron phosphate lithium (LiFePO4)  |
| Life cycle                     | >3000 times  |
| Self-discharge Rate            | < 2% Monthly   |
| Operation Tem.                 | Working: -20 to +65°C; Storage: 0 to +45°C   |
| SOLAR CONTROLLER               |  |
| Monitoring                     | APP remote monitoring or wireless remoter control (optional)                               |
| Charging Type                  | MPPT   |
| LED driver                     | high-efficiency driver built-in  |
| Operating Profile Options      | Dusk-to-dawn with dim energy saving mode (motion sensor optional)                          |
| Day/Night Transition           | Via solar panel  |

\*Specifications updated without notice

### Dimension drawing



### Package diagram



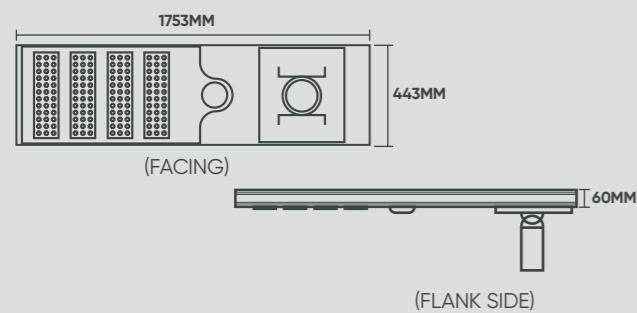
# Technical Specification

100W

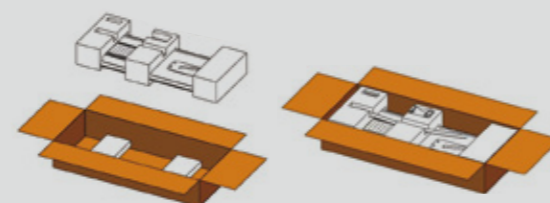
| SYSTEM DATA                    |  |
|--------------------------------|--|
| Colors                         | Aluminum/silver (natural finish), black, bronze. Custom RAL colors available upon request. |
| Material                       | Grade A corrosion resistant aluminum for panel mounts and battery enclosure.               |
| Security                       | Batteries integrated under the solar panel reduce theft.                                   |
| Backup                         | 3-5 days   |
| Pole                           | 3-4m base on requirement   |
| Lighting Time                  | 10-14 hours/Night  |
| LED LIGHT                      |  |
| LED                            | 100W, Philips/Bridgelux LEP chip, life span >100,000hrs                                    |
| Light Distribution             | Type II, Type III, Type IV (optional)  |
| Color Temperature              | 3000K- 6500K   |
| Efficacy Range                 | >180lm/watt (6000K, via LM-79 testing)   |
| Color Rendering Index          | ≥70Ra  |
| Mounting                       | Pole installation and Wall Installation  |
| SOLAR MODULE                   |  |
| Module                         | TopCon N-type highest efficiency   |
| Rated Max. Power at STC (Pmax) | 120Wp  |
| Max. Power Voltage (Vmp)       | 19.7V  |
| Max. Power current (Imp)       | 6.10A  |
| Open Circuit Voltage (Voc)     | 23.6V  |
| Short Circuit Current (Isc)    | 6.32A  |
| Module Efficiency              | >22.8%   |
| BATTERY                        |  |
| Type                           | 845Wh, Iron phosphate lithium(LiFePO4)   |
| Life cycle                     | >3000 times  |
| Self-discharge Rate            | < 2% Monthly   |
| Operation Tem.                 | Working: -20 to +65°C; Storage: 0 to +45°C   |
| SOLAR CONTROLLER               |  |
| Monitoring                     | APP remote monitoring or wireless remoter control (optional)                               |
| Charging Type                  | MPPT   |
| LED driver                     | high-efficiency driver built-in  |
| Operating Profile Options      | Dusk-to-dawn with dim energy saving mode (motion sensor optional)                          |
| Day/Night Transition           | Via solar panel  |

\*Specifications updated without notice

## Dimension drawing



## Package diagram



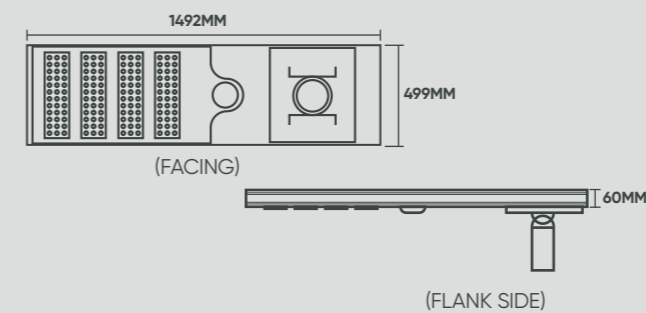
# Technical Specification

120W

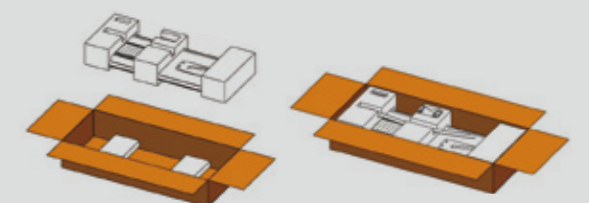
| SYSTEM DATA                    |  |
|--------------------------------|--|
| Colors                         | Aluminum/silver (natural finish), black, bronze. Custom RAL colors available upon request. |
| Material                       | Grade A corrosion resistant aluminum for panel mounts and battery enclosure.               |
| Security                       | Batteries integrated under the solar panel reduce theft.                                   |
| Backup                         | 3-5 days   |
| Pole                           | 3-4m base on requirement   |
| Lighting Time                  | 10-14 hours/Night  |
| LED LIGHT                      |  |
| LED                            | 120W, Philips/Bridgelux LEP chip, life span >100,000hrs                                    |
| Light Distribution             | Type II, Type III, Type IV (optional)  |
| Color Temperature              | 3000K- 6500K   |
| Efficacy Range                 | >180lm/watt (6000K, via LM-79 testing)   |
| Color Rendering Index          | ≥70Ra  |
| Mounting                       | Pole installation and Wall Installation  |
| SOLAR MODULE                   |  |
| Module                         | TopCon N-type highest efficiency   |
| Rated Max. Power at STC (Pmax) | 150Wp  |
| Max. Power Voltage (Vmp)       | 30.0V  |
| Max. Power current (Imp)       | 5.01A  |
| Open Circuit Voltage (Voc)     | 33.9V  |
| Short Circuit Current (Isc)    | 5.50A  |
| Module Efficiency              | >22.8%   |
| BATTERY                        |  |
| Type                           | 922Wh, Iron phosphate lithium(LiFePO4)   |
| Life cycle                     | >3000 times  |
| Self-discharge Rate            | < 2% Monthly   |
| Operation Tem.                 | Working: -20 to +65°C; Storage: 0 to +45°C   |
| SOLAR CONTROLLER               |  |
| Monitoring                     | APP remote monitoring or wireless remoter control (optional)                               |
| Charging Type                  | MPPT   |
| LED driver                     | high-efficiency driver built-in  |
| Operating Profile Options      | Dusk-to-dawn with dim energy saving mode (motion sensor optional)                          |
| Day/Night Transition           | Via solar panel  |


\*Specifications updated without notice

## Dimension drawing




## Package diagram





## HIGH PERFORMANCE BATTERY

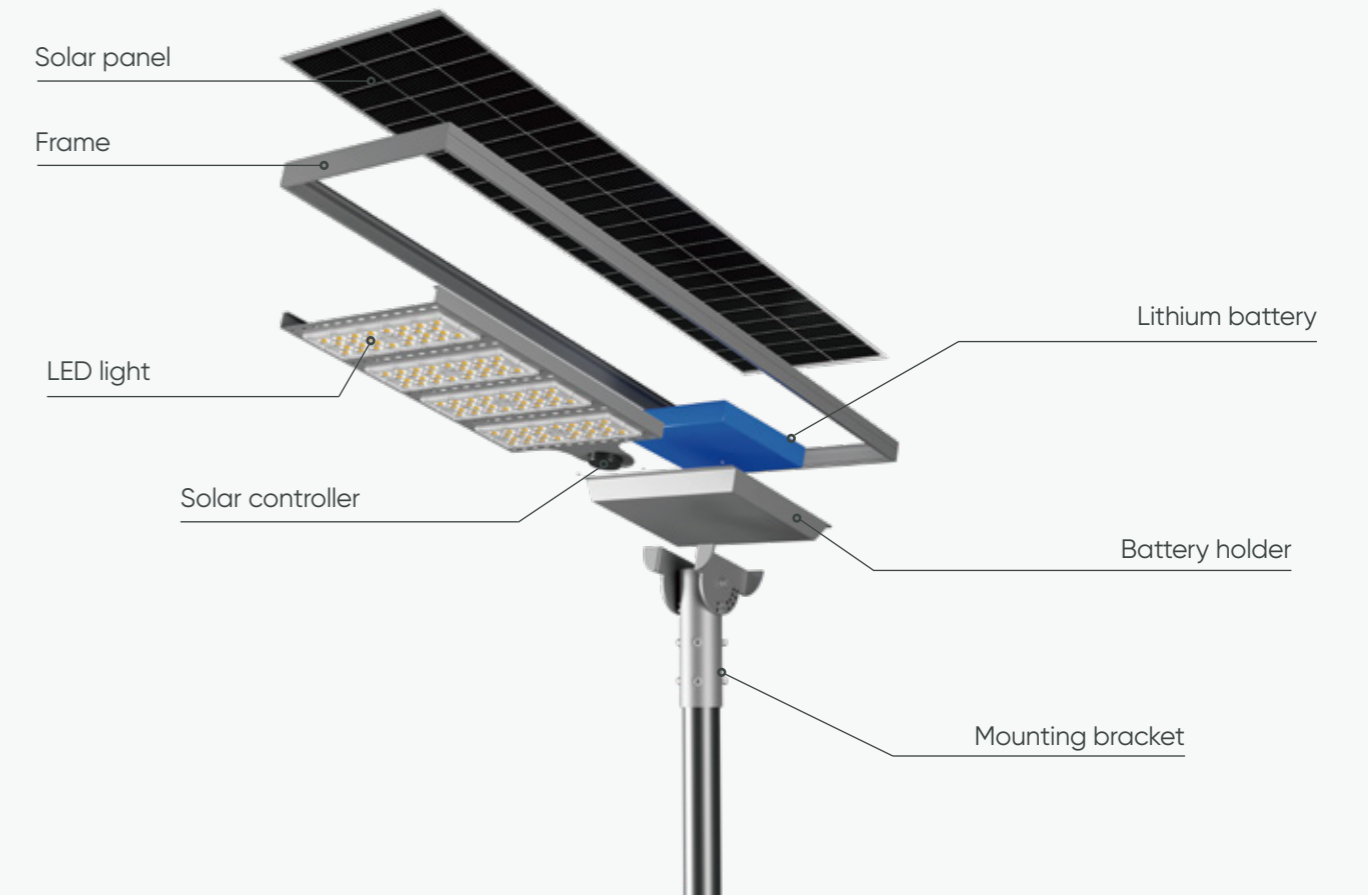


### LiFePO4 Battery

|                  |                          |
|------------------|--------------------------|
| 2000-5000 Cycles | 5-10 Years life          |
| 2.5-12.8kg       | Environmentally friendly |

## Rock Solid Mechanical Structure

With modular design, anti-corrosive aluminum alloy shell, toughened stainless steel components, IP65 and IK10 rated covers for added strength, the SunMaster All in one solar light has been engineered to be extremely durable and handle whatever comes its way: rain, snow, storm or windy.



## MONO SOLAR PANEL



### Higher Durability

The multi-busbar design can decrease the risk of the cell micro-cracks and fingers broken.



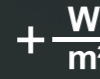
### Bigger Cells with better performance

A slight increase of the size of our cells, Boosts the performance of the newest modules by six percent on average.



### PID Resistant

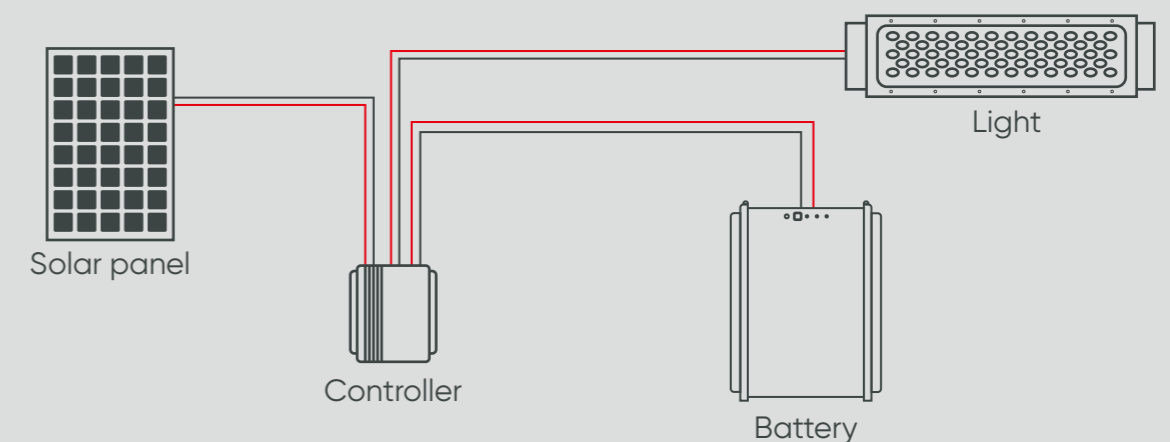
Tested in accordance to the standard IEC62804, our PV modules have demonstrated resistance against PID (Potential Induced Degradation), which translates to security for your investment.



### High Power Density

High conversion efficiency 23% and more power output per square meter, by lower series resistance and improved light harvesting.

## Product display





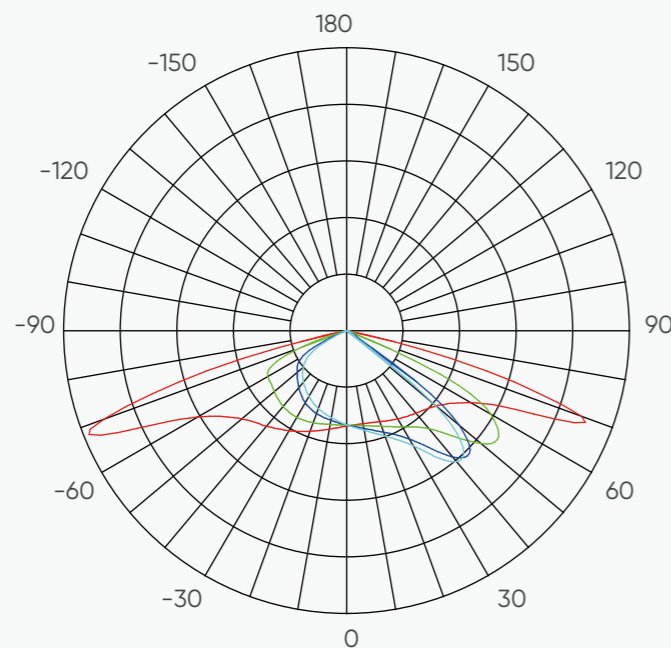
## High Efficient LED

Using high-efficiency LED, luminous efficiency is up to 210lm/W . The lights sealing lens is made of strong anti-ultraviolet PC, which has anti-aging and anti-impact performance, enabling long term usage.

With the patented design of the optic lens, allows us to eliminate the lighting pollution to the environment.

### Bat Wing Light Distribution

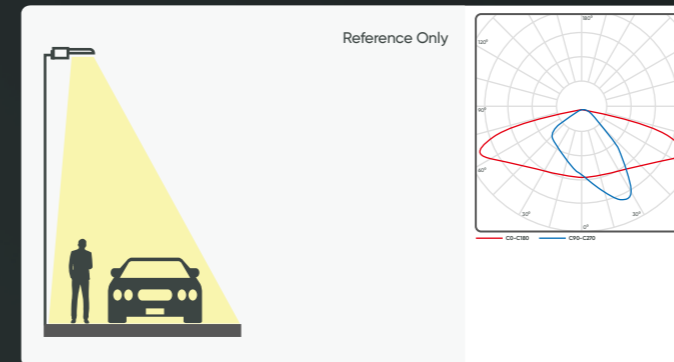
The new lens design improves the lighting effect and lighting uniformity, while also increasing light coverage.



## Multiple Light Distribution Options

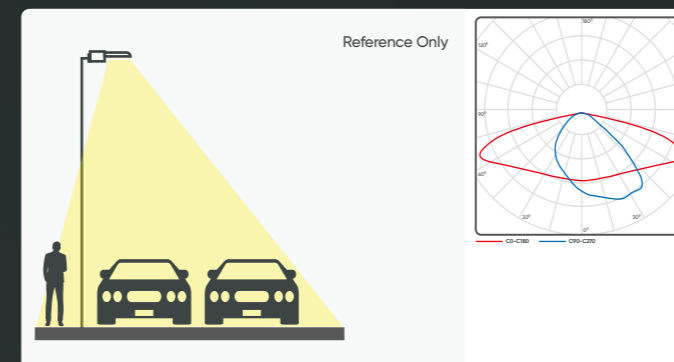
SunMaster Street lights fit with a wide range of applications: highway, roadway, avenue, walking path or parking lot.

SunMaster follows the North American IESNA standard in providing the optional lens width Type I, Type II and Type III. Type I is suitable for walking path with 1 lane, Type II is for 2 lanes and Type III is for even more wider road. SunMaster selects the most suitable lens for its customers according to the detailed parameters project by project.



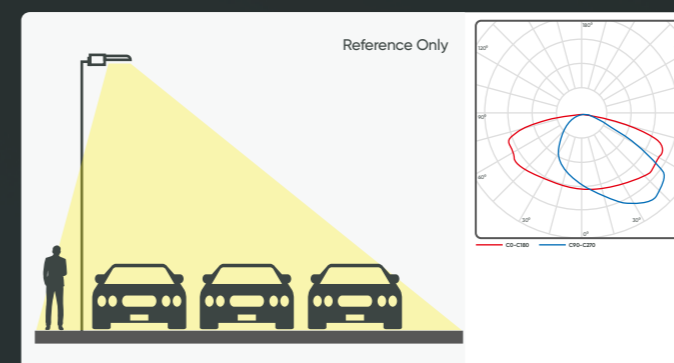
### TYPE I

The Type I lens of have beam angle of 50\*160 degrees. In the IESNA Standard, The Type I distribution is great for lighting walkways, paths and sidewalks. It is generally applicable to where the mounting height is approximately equal to the roadway width.



### TYPE II

The Type II lens have beam angle of 65\*155 degrees. In the IESNA Standard, the Type II distribution is used for wide walkways, on ramps and entrance roadways, as well as other long, narrow lighting. It is generally applicable to where the width of the roadway does not exceed 1.75



### TYPE III

The Type III lens have beam angle of 80\*160 degrees. In the IESNA Standard, the Type III distribution is meant for roadway lighting, general parking areas and other areas where a larger area of lighting is required. This distribution is intended for luminaires mounted at or near the side of medium width roadways or areas, where the width of the roadway or area does not exceed 2.75 times the mounting height.

# Solar Controller



## 1 >> T1 Mode

Motion: 2 hrs-100%; 3 hrs-60%; 4 hrs-30%; 3 hrs-70%;  
 Without Motion: 2 hrs-30%; 3 hrs-20%; 4 hrs-10%; 3 hrs-20%;

|                | 2 hrs | 3 hrs | 4 hrs | 3 hrs |
|----------------|-------|-------|-------|-------|
| Motion         |       |       |       |       |
| Without Motion |       |       |       |       |

## 2 >> T2 Mode

Motion: 2 hrs-100%; 4 hrs-60%; 6 hrs-40%;  
 Without Motion: 2 hrs-100%; 4 hrs-20%; 6 hrs-10%;

|                | 2 hrs | 3 hrs | 4 hrs |
|----------------|-------|-------|-------|
| Motion         |       |       |       |
| Without Motion |       |       |       |

# Motion Sensor (Option)

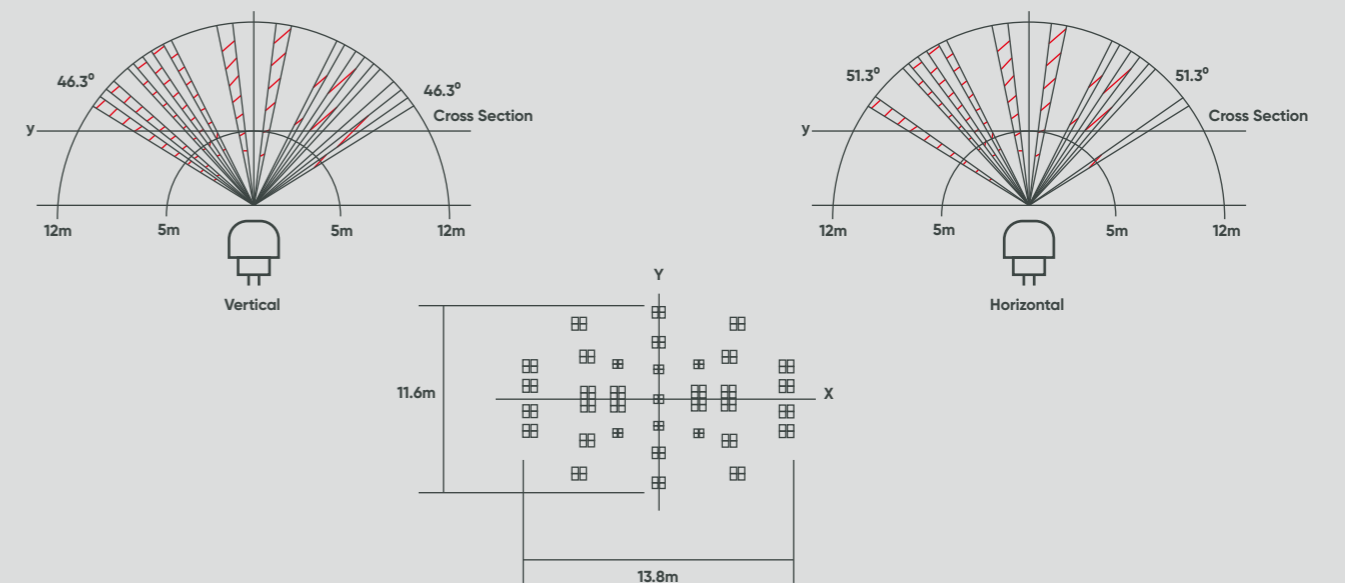
Built-in passive infrared motion sensor that automatically regulates the LED light output from full brightness to a lower level depending upon the detection of movement around the light.



All in one series has a built - in motion detection security feature that automatically regulates the LED light output from full brightness to a lower level depending upon the detection of movement around the light.

This fluctuation of lighting intensity preserves battery power and also serves to increase community security by deterring unsociable activity late at night and early in the morning where these lights are installed.

# PIR Detection Area



# Cloud-based Remote Monitoring System (Option)

Smart controlling perfectly combines the solar street lighting fixture, internet of things with wireless communication technology, achieve monitoring and management of remote background data, realtime understand the normal working status of each component of solar energy (street lights, photovoltaic panels, batteries, controllers), allow you to know the product usage on the client terminal that is thousands of miles away without leaving home or to manage the opening and closing of street lights and the adjustment of bright spot power on me.

The solar street light management system can pre-set one or more lighting modes according to the different time of day and traffic flow, automatically turn on or off any light, and adjust the switching time and illumination according to environmental requirements to achieve the purpose of energy-saving and consumption reducing.

The integrated system is mainly composed of a street light component a centralized controller, a single light controller, and a smart cloud platform. The centralized controller and the single light controller aggregate the data collected by the single light via the RF wireless communication network. The centralized controller uploads data to the system cloud planform through GPRS data flow, providing data dependence for mobile phone and computer terminal access.

Flexible light on/off, dimming profiles, motion detection that can be done from the cloud allows changes to the lights as needed without a site visit.



## Smart Solar Street Light Remote Management System 4G+5G+Zigbee/Lora Network



### REMOTELY CONTROL THE SWITCH AND LIGHTING ADJUSTMENT

Control and configure the lights remotely from any where based on your seasonal requirement.



### CLOUD OPERATION MONITORING

Manage the voltage, power, energy consumption or any failures anywhere, everywhere all through the cloud management system.



### FREE SWITCH ON WORKING MODE

Remote free switch on the working mode to save energy consumption and prolong working time of the light according to specific project requirements.



### BIG DATA ANALYSIS

Remote monitoring information, real time inquiries and historical data inquiries, can be generated to a statement or graphical representation for easy data analysis.



### FAILURE WARNING

Immediate warning and alarm system to the client if any detection of malfunctions occurs.



### AUTHORITY MANAGEMENT

Unified login password through system permission settings prevents unauthorized person to operate and keeps the system safer and reliable.



# Installation

**1**

Use screws to connect the sleeve and bracket to support multi-angle adjustment

**2**

Use screws to connect the bracket to the street lamp

**3**

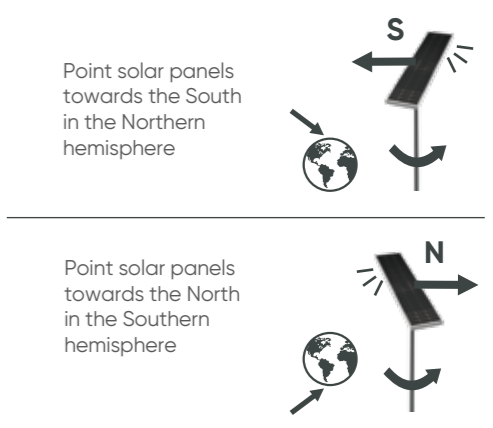
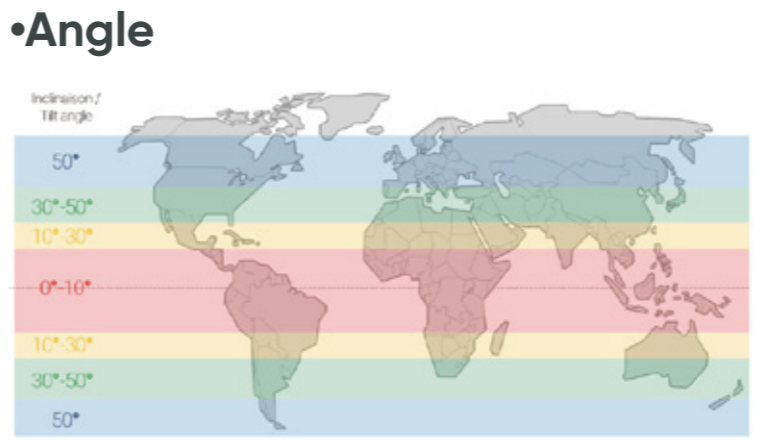
Use screws to connect light poles to street lamps

Non-contractual visuals, lanterns may differ depending on chosen options.

**•Shading**

**•Shading**

**•Light Pollution**





## APPLICATIONS

---

- Street Lighting
  - Roadway Lighting
  - Pathway Lighting
  - Ramp Lighting
  - Sidewalk Lighting
  - Private Road Lighting
  - Farm Lighting
  - Wildlife Area Lighting
  - Perimeter Security
  - Lighting
  - Park Lighting
  - Railway Yard Lighting
  - Fence Lighting
  - Campus Lighting
  - Ship Dock Lighting
  - Remote Area Lighting
  - Military Base Lighting
  - Gate Lighting
  - Jogging Path Lighting
- 

